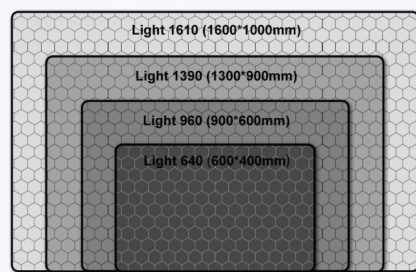




All-rounder laser cutting machine for education and makers

Different models with a variety of laser power to meet different application requirements


Laser type : DC CO2
Laser power: 60W-150W



Working area

Faster and quieter

Shock-proof and high safety thanks to the advanced high-performance high-speed motor. It not only supports a working speed up to 1000mm/s but also runs more stably and with lower noise.



Open rear door design

The design of the open back door allows for the placement of cutting and engraving materials of no limit length, the 600mm x ∞ length sheet makes your work more convenient and less restrictive.



Efficient autofocus + red dot positioning

The autofocus function can quickly and accurately focus and locate before cutting and engraving. Coupled with the beam positioned by the red dot to view the working position in real-time, it saves a lot of time and brings better cutting and engraving results.




Considerate and advanced safety

- Emergency stops
- Alarm lamps
- Water protection switches
- Earth wiring
- The built-in heat detector alarm automatically switches on in the event of abnormal machine activity
- 5x open flap protection
- The tempered glass material is durable protection window



Compatible material

- Wood
- Cork
- Cloth
- Melamine
- Acrylic
- rubber
- plastic
- Marble
- Delrin
- Fiberglass
- Glass
- Leather
- Ceramic
- Wood Veneer
- Pressboard
- Mat Board
- Corian
- Paper
- Twill
- Mylar
- Coated Metals



Specification



Laser power	60W-150W
Laser type	Sealed carbon dioxide Glass laser tube
Working area	600x400mm 900x600mm 1300x900mm 1600x1000mm
Processing platform	Honeycomb platform, Aluminum knife platform
Platform lifting	Support
Lifting distance	155mm
Maximum cutting thickness	20mm (Acrylic)
Maximum engraving speed	1000mm/s
Positioning accuracy	0,01mm
Resolution(DPI)	User-controlled from 100 to 500DPI(standard laser head), up to 1000 DPI
Focus mode	Auto focus, manual focus
Power off continuous carving	Support
Material collection	Pull-out receiving drawer
Motion control system	High-speed stepper motor High-speed closed loop motor
Exhaust system	Industrial grade air pump + exhaust fan + 5M exhaust duct

Cooling system	Industrial-grade water cooling system
Connection	Network\ usb interface\u disk interface
Processing technology	Cutting, tracing, Shallow carving, deep carving
Software	LightMaker or Lightburn(PC), LightMaker(Mobile)
Supported formats	Bitmap format JPG\PHG\BMP, vector format LCP\DXF\PLT\SVG
Support system	Windows XP/2000/Vista/7/8/10,macOS
Device internal storage	128MB
Rated power	1200W
Power supply voltage	220V
Dimensions (length, width and height)	1070x810x660mm
Equipment weight	130kg - 470kg

Safety specifications

Safety specifications: Comply with US FDA laser safety standards, and EU CE laser safety standards, Administrator mode, working cabin cover opening protection function: water cooling protection system, temperature control automatic alarm system, leakage and short circuit protection system, emergency stop protection system, closed Type optical system, toughened glass observation window, working status indicator light.